



**THERMAL**  
**INSULATION**  
*for*  
**RECYCLABLE**  
**PROTECTIVE**  
**PACKAGING**








**THERMAL INSULATION**  
for **RECYCLABLE PROTECTIVE PACKAGING**




## What if your choice of cold-ship thermal insulation packaging material let you ship more product?



Place more product in the box...or use a smaller box. Either way, it can be less cost to you.

At R-5 per 1 1/16 in of thickness, OPCORE-G can achieve the same thermal insulation performance in a profile that is up to 22% thinner than insulation made of white EPS foam.



**Greater dimensional accuracy means you'll have a superior protective thermal envelope.**

OPCORE-G is dimensionally accurate to 1/32 of an inch in thickness and 1/16 of an inch on width and height. This means air leakage is minimized, your product will consistently fit, therefore thermal and impact protection is maximized.



**Higher impact resistance means your product arrives undamaged and your customer is happy.**

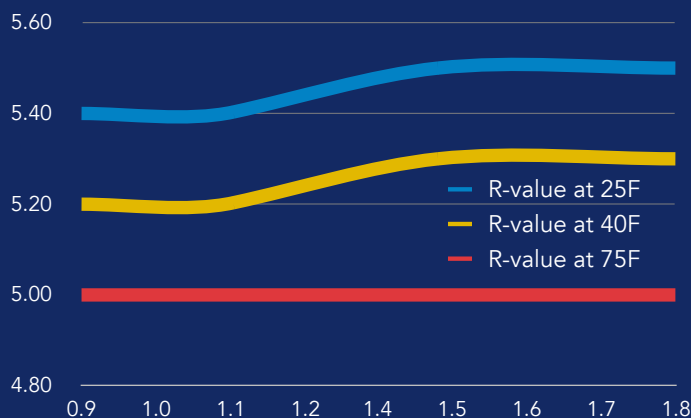
OPCORE-G packaging products have been proven to handle multiple impacts in rough environments for more than a decade.

## OPCORE-G is highly effective at keeping package contents cold.

By absorbing radiant energy, high purity graphite wholly contained in the polymer matrix of OPCORE-G slows the flow of heat through the material.

As shown in the chart below, the effect is even more pronounced at lower mean temperatures. This means what starts out cold inside of an OPCO-designed OPCORE-G cold-ship packaging solution stays cold...and your brand, reputation and products stay protected.

### R-value\* vs Material Density



\*R-value means resistance to heat flow. The higher the R-value, the greater the insulating power. The R-value properties are based on 1-1/16 in thickness. Material density = pounds per cubic foot.

**OPCORE-G: Simply Better Insulation.**



# OPCORE-G™ Physical Properties

Insulation Density

Property	Method	Units	0.90	1.00	1.15	1.35	1.45	1.80
Sustainability / Environmental	Opco and BASF Corporation		Recyclable as #6 Plastic. Can provide for a reduction in carbon emissions vs alternative packaging materials <sup>(1)</sup> . Can contain recycled content per specification. Retains R-value over time. Does not contain chlorofluorocarbons. UL GreenGuard Certified for Indoor Air Quality. Material expansion agent has zero ozone depletion potential.					
Compressive Resistance	ASTM D1621	at yield of 10% deformation in psi (kPa)	10 (69)	10 (69)	14 (97)	15 (103)	20 (138)	25 (172)
Thermal Resistance (R-value*), 75F <sup>(2)</sup>	ASTM C518	°F•ft²•h/BTU (K•m²/W) 75 ±2°F (23.9 ±1°C)	5.0					
Thermal Resistance (R-value*), 40F <sup>(2)</sup>	ASTM C518	°F•ft²•h/BTU (K•m²/W) 40 ±2°F (4.4 ±1°C)	5.2		5.3			
Thermal Resistance (R-value*), 25F <sup>(2)</sup>	ASTM C518	°F•ft²•h/BTU (K•m²/W) 25 ±2°F (-3.9 ±1°C)	5.4		5.5			
Flexural Strength	ASTM C203	psi (kPa)	25 (172)	25 (172)	32 (221)	39 (269)	40 (276)	50 (345)
Water Vapor Permeance <sup>(3)</sup>	ASTM E96	For 1" (25.4 mm), perm (ng/PA•s•m²), max	4.0		3.1			2.5
Water Absorption by Total Immersion	ASTM C272	Volume % absorbed, max	1.1					
Dimensional Stability	ASTM D2126	max % linear change	< 1.5					
Oxygen Index	ASTM D2863	volume %	> 24					
Surface Burning Characteristics	ASTM E-84 or UL 723	Flame Spread / Smoke Developed	Flame Spread 5, Smoke Developed 25					
Biological Behavior			Will not support growth of mold or mildew. No harmful effects on health known.					
Chemical Resistance			Insensitive to water, the majority of acids and alkalis. Sensitive to organic solvents.					
Application Limiting Temperature		° F / ° C	165 (73.9) nominal / 180 (82.2) max					
ASTM C578 Classification <sup>(4)</sup>			I	I	VIII	II	II +	IV

<sup>(1)</sup> Source: "Impact of Plastics Packaging on Life Cycle Energy Consumption & Greenhouse Gas Emissions in the United States and Canada." Franklin Associates 2014. Alternative materials included glass, paper/cardboard packaging products, steel and aluminum.

<sup>(2)</sup> R-value means resistance to heat flow. The higher the R-value, the greater the insulating power. Ask your seller for the fact sheet on OPCORE-G R-values. The R-value properties are based on 1-1/16 in thickness.

<sup>(3)</sup> Values quoted are maximum values for 1 inch (25mm) thick samples and are based upon most recent raw material product quality audit data. Actual water vapor permeance data decreases as thickness increases. Where water vapor permeance is a design concern, use of the product is subject to professional engineering review at the specifiers option. Values are from data provided by BASF AG for NEOPOR F5300 PLUS.

<sup>(4)</sup> OPCORE-G made of NEOPOR meets and exceeds ASTM C578-14 "Standard Specification For Preformed, Cellular Polystyrene Insulation"; published by ASTM International, 100 Barr Harbor Drive, PO Box C700, West Conshohocken, PA 19428-2959.

The physical property data shown above are presented as typical average values as determined by industry accepted and standard test methods, except where noted, and may vary with normal manufacturing variation.



**Opco, Inc.**  
205 W Harrison Avenue  
Latrobe, PA 15650  
Tel: 724.537.9300 / 800.229.6726  
Fax: 724.537.9349  
www.opcodirect.com



**Structural Insulated Panel Association**

The information contained herein is subject to change and is provided for informational purposes only is provided without warranty, either express or implied. Opco reserves the right to amend the information in this publication without notice. Opco, Inc. nor Intuitive Marketing and Engineering, LLC assume no liability for any errors or omissions in the content of this publication. End-use testing is recommended to evaluate the fitness of the material for any application. OPCORE is a registered trademark of Opco, Inc. The OPCO logo and OPCORE-G are trademarks of Opco, Inc. The UL logo is a registered trademark of UL LLC. The GREENGUARD Certification mark is a trademark of UL LLC. The ICC-ES Certification mark is a trademark of ICC Evaluation Service, LLC. The QAI Certification mark is a registered trademark of QAI Laboratories. The NTA certification mark is a registered trademark of NTA, Inc. Neopor is a registered trademark of BASF SE. All Rights Reserved. Any use of this publication, including reproduction, modification, distribution or republication without prior written consent is strictly prohibited.